



# LIGHTING FIXTURE MFG.

## Fluorescent High Bay

### FEATURES AND BENEFITS

- Saves up to 50% in energy costs vs. older T12 and Metal Halide lamps
- Comes standard with quick disconnect - meets 2008 code requirements!
- Hinged ballast access compartment
- Superior lumen performance, 95% reflective MIRO 4 surface produces the maximum usable lumens with the least amount
- Low-profile housing design provides for maximum space and keeps it safely away from material handling equipment
- Easy to install and maintain, all fixtures include hooks and chain mounting kit



### CONSTRUCTION

The High Bay Series features a durable, die formed heavy gauge steel with baked high-gloss enamel finish applied post fabrication. Multiple knock-out locations and access plate provided for quick and simple installation.

The reflector is constructed of highly specular anodized MIRO 4 aluminum providing 95% reflectance and the maximum usable lumens with the least amount of glare.

### ELECTRONICS

A 120/277VAC U.L. Listed programmed start electronic ballast is standard. Ballast is thermally protected and automatic resetting, eliminating lamp flicker and providing instant on and instant restrike while maintaining light levels.

### LAMPS

The High Bay Series uses 54W T5HO, or 32W T8 type lamps, providing long life and excellent color quality.

### INSTALLATION

The High Bay can be surface mounted. Chain & 2 V-hooks are also included.

### ORDERING INFORMATION

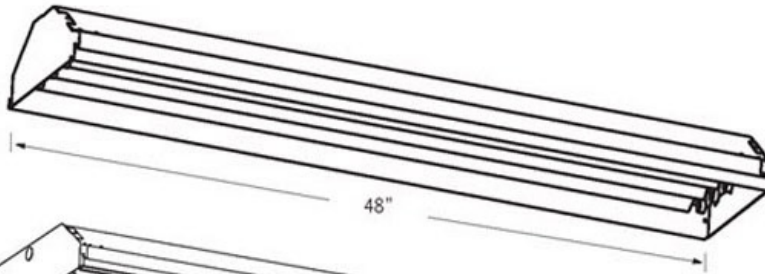
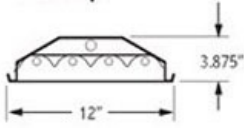
MODEL #	LAMPS	VOLTS	BALLAST
F-HB4T5HO	4-Lamp, 54W, T5HO	120/277	ELECTRONIC
F-HB6T5HO	6-Lamp, 54W, T5HO	120/277	ELECTRONIC
F-HB4T8	4-Lamp, 32W, T8	120/277	ELECTRONIC
F-HB6T8	6-Lamp, 32W, T8	120/277	ELECTRONIC

### LAMPS (SUPPLIED SEPARATELY)

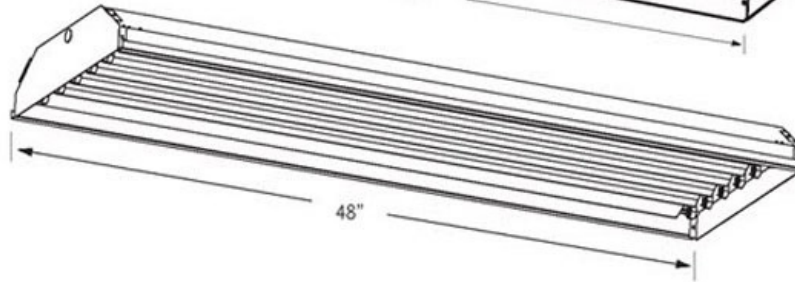
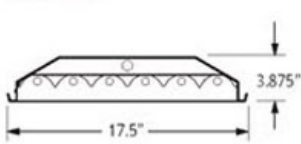
MODEL #	DESCRIPTION
LBF54T5/841	T5HO lamp, 4100 K color, 82 CRI
LBF54T5/850	T5HO lamp, 5000 K color, 82 CRI
LBF32T8/741	T8 lamp, 4100 K color, 80 CRI
LBF32T8/750	T8 lamp, 5000 K color, 80 CRI

**DIMENSIONS**

4-lamp



6-lamp



**ZONAL CAVITY COEFFICIENTS**

Lamp	4-Lamp, 54-Watt, T5HO fixture - 5000 Lumens									
RC	.80			.50			.30			
Wall Refl	.70	.50	.30	.50	.30	.10	.50	.30	.10	
RCR	0	1.19	1.19	1.19	1.08	1.08	1.08	1.02	1.02	1.02
	1	1.11	1.06	1.03	0.98	0.95	0.93	0.93	0.91	0.89
	2	1.03	0.95	0.89	0.88	0.84	0.80	0.84	0.80	0.77
	3	0.95	0.85	0.78	0.78	0.73	0.68	0.76	0.71	0.67
	4	0.88	0.77	0.69	0.72	0.65	0.60	0.69	0.63	0.59
	5	0.81	0.70	0.61	0.65	0.59	0.54	0.62	0.56	0.52
	6	0.76	0.64	0.56	0.60	0.53	0.47	0.58	0.52	0.47
	7	0.71	0.59	0.50	0.54	0.48	0.43	0.54	0.48	0.43
	8	0.67	0.54	0.45	0.51	0.44	0.39	0.50	0.44	0.40
	9	0.63	0.50	0.42	0.48	0.42	0.37	0.46	0.40	0.35
	10	0.60	0.46	0.39	0.44	0.38	0.33	0.43	0.37	0.33
	Zone	Lumens			% Lamp			% Fixt		
	0-30	8380			41.9			38.2		
	0-40	12460			62.3			56.7		
	0-60	19220			96.1			87.5		
	0-90	21700			108.5			98.8		
	90-180	260			1.3			1.2		
	0-180	21960			109.8			100.0		
Spacing criteria: Across = 0.9; Along = 1.3										

Lamp	6-Lamp, 54-Watt, T5HO fixture - 5000 Lumens									
RC	.80			.50			.30			
Wall Refl	.70	.50	.30	.50	.30	.10	.50	.30	.10	
RCR	0	1.18	1.18	1.18	1.09	1.09	1.09	1.03	1.03	1.03
	1	1.10	1.05	1.01	0.97	0.94	0.91	0.92	0.90	0.88
	2	1.01	0.93	0.87	0.87	0.82	0.78	0.83	0.79	0.75
	3	0.93	0.83	0.74	0.77	0.71	0.66	0.74	0.69	0.65
	4	0.86	0.74	0.66	0.70	0.63	0.58	0.67	0.61	0.56
	5	0.80	0.67	0.58	0.63	0.56	0.51	0.61	0.55	0.50
	6	0.74	0.61	0.53	0.57	0.50	0.44	0.55	0.48	0.44
	7	0.69	0.56	0.47	0.53	0.46	0.40	0.50	0.44	0.39
	8	0.65	0.52	0.43	0.48	0.41	0.36	0.47	0.40	0.36
	9	0.61	0.47	0.39	0.45	0.38	0.33	0.43	0.37	0.33
	10	0.57	0.45	0.36	0.42	0.35	0.31	0.41	0.34	0.30
	Zone	Lumens			% Lamp			% Fixt		
	0-30	11220			37.4			34.3		
	0-40	17430			58.1			53.3		
	0-60	28260			94.2			86.3		
	0-90	33090			110.3			101.1		
	90-180	300			1.0			0.9		
	0-180	32730			109.1			100.0		
Spacing criteria: Across = 0.9; Along = 1.3										



**LIGHTING  
FIXTURE MFG.**